

GOstik Products, LLC


"Just GOstik it up there!"

Suction Cup Flag Pole with Adjustable Mount


INSTRUCTIONS - Model: GOFLAG1

Thank you for your purchase of the **GOstik** Suction Cup Flag Pole with adjustable mount! With a few simple steps you can attach the flag mount to the side of your RV, camper, or tailgate, or any flat, smooth non-porous surface! Please observe proper flag etiquette when displaying your flag.

IMPORTANT! Select a smooth, non-porous flat surface (NOT CURVED!). Clean the area with a wet cloth. Do NOT apply over decals, "wraps", or over 3M Diamond Shield®. Works great on flat windshields!



1 Remove the protective plastic covers from the suction cups. Use these covers to protect the suction cups from deforming when the unit is being stored or transported.



4 Flip both suction cup locking levers towards the surface to cause the suction cups to attach.




2 Using a wet cloth, dampen the surface of the suction cups and be sure that they are clean!



Locked position



5 Flagpole is two piece and must be screwed together before inserting into mount. Adjust the flag mount to the angle you wish to display your flag!



3 Firmly press the suction cup mount against the surface that it is being attached to so that both cups are flat against surface!

CAUTION!

Remember to remove your flag & mount before moving RV, camper or vehicle!

To remove, simply release both locking levers and gently peel the cups away from the surface. Replace both protective covers when not in use.



DISCLAIMER: GOstik Products, LLC ACCEPTS NO RESPONSIBILITY FOR MISUSE OF THIS PRODUCT!

Buyer assumes all liability for correct application and use of product and acknowledges that use of product is dependent upon selection, condition of surface, and regularly monitoring of the vacuum being applied by the suction cup!

*Note: Diamond Shield is a registered trademark of the 3M corporation.

WARRANTY- GOstik Products, LLC. warrants their products to be free from defects in material and workmanship for a period of 1 (one) year from the date of purchase by the original customer. If any part is found to be defective during the warranty period, GOstik Products will repair or replace the defective component at its option. This warranty does not apply in cases of abuse or misuse, mishandling or unauthorized repair. For more details contact GOstik at (813) 833-7360

GOstik Products, LLC 6513 Santiago Ct., Apollo Beach, FL 33572 (813) 833-7360 or (813) 508-2355