



## Suction Cup Mounted Towel Rack Model: GO-RACK1 INSTRUCTIONS



Thank you for your purchase of the **GOstik** Suction Cup Towel Rack! With a few simple steps you can attach the towel rack to the side of your RV, camper, or tailgate, or any flat, smooth non-porous surface! **CAUTION:** Use this product as a towel rack only! **DO NOT USE AS A HANDRAIL OR BODY SUPPORT** in any way! **IMPORTANT!** Select a smooth, non-porous flat surface (**NOT CURVED!**). Clean the area with a wet cloth. Do **NOT** apply over decals, "wraps", or over 3M Diamond Shield®




**1** Assemble the towel rack by pushing in on button lock and sliding suction tubing cups on to each end of the tubing.



**5** Firmly press the suction cup against the surface that it is being attached to so that the cup is flat against surface!




**2** Remove the protective plastic covers from the suction cups. Use these covers to protect the suction cups from deforming when the unit is being stored or transported.



**6** Flip suction cup locking lever towards the surface to cause the suction cup to attach. Repeat on opposite end of towel rack.



**3** Using a wet cloth, clean the area on your RV or vehicle where you are going to attach the suction cups! Remember to not choose a spot that is over any decals. Painted surfaces are okay.



**7** Enjoy your New Towel Rack!



**4** Dampen the surface of both suction cups and be sure that they are clean! They will stick better if they go on when damp.

### **CAUTION!**

**Remember to remove your towel rack before moving RV, camper or vehicle!**

To remove, simply release both locking levers and gently peel the cups away from the surface. Replace both protective covers when not in use.

#### **DISCLAIMER: GOstik Products, LLC ACCEPTS NO RESPONSIBILITY FOR MISUSE OF THIS PRODUCT!**

Buyer assumes all liability for correct application and use of product and acknowledges that use of product is dependent upon selection, condition of surface, and regularly monitoring of the vacuum being applied by the suction cup!

\*Note: Diamond Shield is a registered trademark of the 3M corporation.

**WARRANTY-** GOstik Products, LLC. warrants their products to be free from defects in material and workmanship for a period of 1 (one) year from the date of purchase by the original customer. If any part is found to be defective during the warranty period, GOstik Products will repair or replace the defective component at its option. This warranty does not apply in cases of abuse or misuse, mishandling or unauthorized repair. For more details contact GOstik at (813) 833-7360

**GOstik** Products, LLC 6513 Santiago Ct., Apollo Beach, FL 33572 (813) 833-7360 or (813) 508-2355